

Assembly Instruction For Quad Mount, 1812/1092

For: Porthill/ Eastport/ Visby

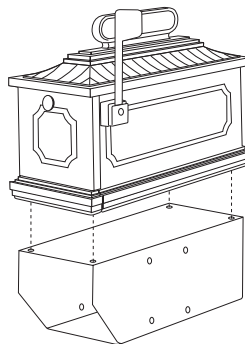


Tools Needed (not provided)

- 7/16" socket or adjustable wrench (7/16" socket is preferable)
- Phillips screw driver
- No Drilling is required (all necessary mounting holes have been pre-drilled at factory)
- All necessary hardware is provided (i.e. stainless steel nuts & bolts)


1

Attach mailboxes to the newspaper tubes using the (4) 1/2" x 1/4-20 bolts and (4) nylock nuts per box.



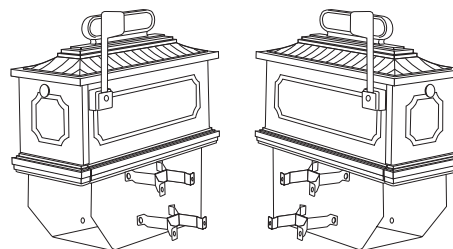
2

Attach the (2) cast aluminum scroll brackets to the Washington Post using the (2) 6" x 1/4-20 bolts & (4) nylock nuts. Place the bolts through the (4) existing pre-drilled holes, each fitted with a steel threaded insert (2 holes per side). The 6" bolt will go through one bracket, then through the post, and then through and out the other bracket before applying the nylock nut.



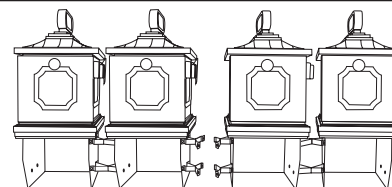
3

Fasten the 1812 brackets (x in shape) to the side of the newspaper tube utilizing the (4) 3/4" x 1/4-20 bolts and (4) nylock nuts. Use the 4 existing pre-drilled holes. When finished, these brackets will wrap half way around the post where they will meet with the 1812 brackets from the second newspaper tube. This will make up the (2) inside box units closest to the Washington Post.



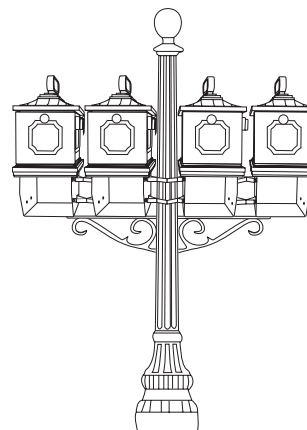
4

Similar to Step 3; Attach the 1812 brackets to the opposite side of the same newspaper tubes. This time the 1812 brackets will attach directly to the last set of newspaper tubes in the same manner.



5

Bring each of the (2) complete mailbox units up to the opposite side of the post, just above the previously installed scrolls, and fasten the two pairs of 1812 brackets to each other using the remaining (4) 2 1/2" x 1/4-20 bolts and (2) nylock nuts. Adjust for height with scroll, and tighten into place.



6

Using (2) 3/4" x 1/4-20 bolt and (2) nylock nuts, attach the tip of the decorative scroll to the bottom of the newspaper tube on each side of the Washington Post. These holes will be pre-drilled in both the post and tubes.

7

If your mailbox option uses address plates, these can now be attached using (2) 3/4" x 1/4-20 bolt and (2) nylock nuts per address plate. At the bottom of each newspaper tube are two sets of pre-drilled holes allowing for assembly that is perpendicular or parallel to the direction of the news paper tube.

