


Assembly Instruction For Morganton Mailbox

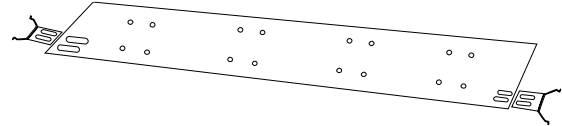


Tools Needed (not provided)

- 7/16" socket or adjustable wrench (7/16" socket is preferable)
- Phillips screw driver
- No Drilling is required (all necessary mounting holes have been pre-drilled at factory)
- All necessary hardware is provided (i.e. stainless steel nuts & bolts)

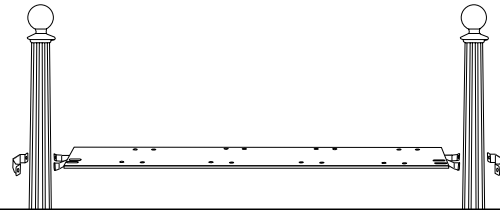
1

Assemble the cross support by attaching the Morganton end brackets to each side of the Morganton support bracket using (2) 3/4" x 1/4-20 bolts and (2) nylock nuts for each side.



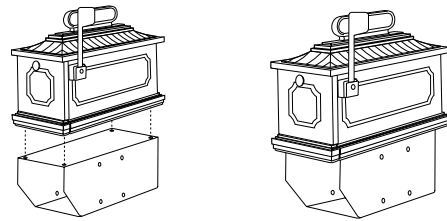
2

Using (2) 2 1/2" x 1/4-20 bolts and (2) nylock nuts, the (2) back brackets (C-shape) will wrap halfway around each Washington post, and attach to the previously assembled Morganton support bracket as shown.



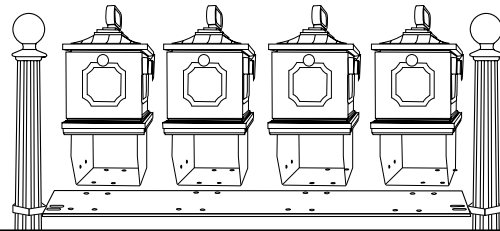
3

Attach mailboxes to the newspaper tubes using the (4) 1/2" x 1/4-20 bolts and (4) nylock nuts per box. All necessary holes have been pre-drilled.



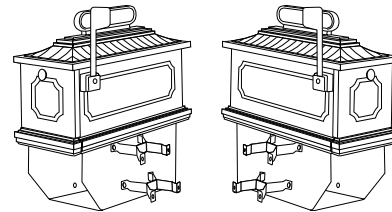
4

Line up the the (4) pre-drilled holes at the bottom of each newspaper tube with the pre-drilled holes on the horizontal support bracket. Attach the (4) center mailbox units to the horizontal support bracket using (4) 3/4" x 1/4-20 bolts and (4) nylock nuts per tube.



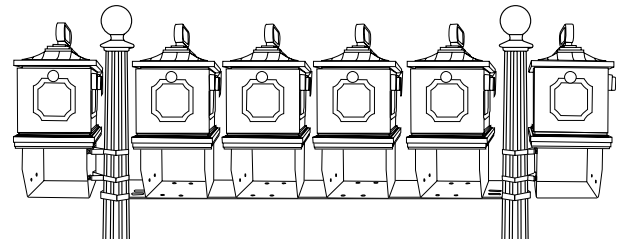
5

Fasten (2) 1812 brackets (x in shape) to opposite sides of the newspaper tubes of the (2) remaining mailbox units. Use the (4) 3/4" x 1/4-20 bolts and (4) nylock nuts. Use the 4 existing pre-drilled holes. When finished, these brackets will wrap half way around the post where they will be attached to back brackets to hold them in place.



6

Using (2) back brackets (C-shape) and (4) 2 1/2" x 1/4-20 bolts attach mailbox unit to each post as shown. Placement should be directly above the previously installed Morganton brackets. This bracketing will support the (2) outermost mailbox units.



7

If your mailbox option uses address plates, these can now be attached using (2) 3/4" x 1/4-20 bolt and (2) nylock nuts per address plate. At the bottom of each newspaper tube are two sets of pre-drilled holes allowing for assembly that is perpendicular to the direction of the newspaper tube.

